

BEVEL

Wall & Floor Tile

10 colours


1 Finish

1 Size

Use this diverse range of colours in the classical 'metro' style of bevelled edge brick shaped tiles for a classic monotone or vibrant melange effect.



White



Grey



Black



Dark Grey




Ivory



Sage




Cream



Bottle Green

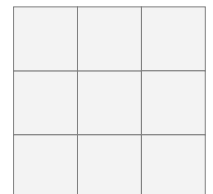


Burgundy



Dark Blue

Size	Finish	Thickness	Colour Availability
100 x 200mm	Gloss	9mm	All



VO

Very uniform appearance

Print colours may vary from actual tiles. Please request samples from our office

Decor Tiles & Floors

commercial@decortiles.co.uk
 sales@decortiles.co.uk
 01923 248531
 www.decortiles.co.uk

14 Greycaine Road - Watford - Herts - WD24 7GP